

Bible Lessons for Children

Learning to Know the Triune God through His Holy Word

Beginner Lesson One Hundred Six: Boaz Redeems Ruth

- Overview** Bible Facts & Songs: Songs about the Bible and the Judges
Bible Reading & Discussion: Deuteronomy 25:5; Numbers 27:8-11; Ruth 4:1-17; Matthew 1:1
Bible Memory & Craft: Questions about Christ's Work
Learning Objectives: (1) The law provided that widows marry within the family so that a dead man's name would not be blotted out. (2) The law stated that an inheritance would go to the closest relative. (3) Naomi's nearer relative gave up his right of redemption to Boaz. (4) Boaz redeemed all that belonged to Elimelech, Chilion, and Mahlon, including Ruth to be his wife. (5) Boaz, Ruth, and Naomi were blessed with Obed who became the grandfather of David and Jesus. (6) Boaz was a picture of the Messiah, Jesus Christ, who redeemed sinners with his shed blood.
- Opening** Get students' attention by using a pre-planned silence signal.
Have students sit in rows or a semi-circle facing you.
Open in prayer asking God's blessing upon the time.
- Bible Facts** Materials: Song visuals &/or props as needed
5-10 minutes Strategies: Sing It with Hand &/or Body Motions as appropriate
Instructions: Lead students to sing songs about the Bible & the Judges. Encourage students to think about what they are singing. Ask students to help lead songs, including actions and visuals.
- Bible Reading** Materials: Bibles for students to use
15 minutes Strategies: Impromptu Retelling
Scripture: Deuteronomy 25:5; Numbers 27:8-11; Ruth 4:1-17; Matthew 1:1
Instructions: After Scripture has been read, students perform roles by pantomiming actions and repeating lines from the reading. Leader prompts students as needed. (Scene 1: Law proclaimers; Scene 2: Boaz and the men at the gate; Scene 3: Ruth, Naomi and the women with Obed)
- Bible Discussion** Materials: Word poster #2, add "redeemer"
10 minutes Strategy: Order Please
Instructions: Have students sit in a fellowship circle in order by height or birth date, etc. Students answer questions in this order.
Questions:
- The law said that a widow "shall not be married outside the blank to a stranger..." (Family)
 - The blank stated that the inheritance should be given to "the nearest kinsman of his clan..." (Law)
 - Boaz was a near relative to Naomi's family but there was a nearer relative. Where did Boaz go to speak to this person? (The city gate)
 - Did the nearer relative want to purchase/redeem Naomi's land? (Yes)
 - Did the nearer relative want to redeem Ruth? (No)
 - The nearer relative gave up the right of redemption to Boaz. Who were witnesses of the transaction? (Elders of the city)
 - Boaz bought/redeemed all that belonged to Elimelech, Chilion, and Mahlon, including Ruth to be his wife "that the name of the dead may not be blank blank from among his brothers..." (Cut off)
 - What was the name of Boaz and Ruth's son? (Obed)
 - Obed became the father of Jesse and grandfather of David. Many generations later who was called the "son of David, the son of Abraham?" (Jesus Christ)
- Transitional Thought: Boaz bought new life for Naomi and Ruth when he became the redeemer. They were saved from their life of poor widowhood and blessed with a better life. Boaz is a picture of the Messiah, Jesus Christ who bought eternal life for his people when he became the redeemer of sinners, paying with his shed blood on the cross.

Bible Lessons for Children

Learning to Know the Triune God through His Holy Word

Show students word poster #2 and have them act out the words – Roles of Jesus Christ: High Priest (Move hand as though sprinkling blood), Mediator (Move hand from self toward heaven), Savior (Stretch arms out to the sides), Intercessor = advocate (Clasp hands as though pleading), King (Place hands on head like a crown); Perfect Sacrifice (Fold hands over heart and bow head); Prophet = God revealer (Cup hands around mouth as though calling loudly); Bread of Life (Hold hand to mouth as though eating bread); Redeemer (Act as though paying for something)

Group Prayer Through prayer, praise God for Who He is and for the work of Jesus Christ.

Bible Memory Materials: “Christ’s Work” question, answer, and verse game cards
10-15 minutes Strategy: Beat the Clock

Instructions: Have students sit around a table or in a circle on the floor. Players are given cards that have been shuffled. Timekeeper tells players the pre-determined amount of time that players will have. When the timekeeper says, “Go,” players begin finding and laying out matches as quickly as possible before the timekeeper says, “Stop.” The player with the most correct matches wins. Have players “prove” their matches by reading them aloud. *Ideas for working with non-reading students:* (1) Pair a reader with a non-reader and have them work together. (2) Divide the class into groups and have a helper work with each group. (3) Play the game as a class with the leader reading the cards aloud to everyone.

Question: What work does Christ do for his people?

Answer: He does the work of a prophet, a priest and a king.

Verse: “He is the radiance of the glory of God...After making purification for sins, he sat down at the right hand of the Majesty on high.” Hebrews 1:3

Question: How does Christ do the work of a priest?

Answer: Christ offered himself as the perfect sacrifice for his people.

Verse: “... Christ Jesus, who gave himself as a ransom for all...” I Timothy 2:5-6a

Question: How does Christ do the work of a prophet?

Answer: Christ reveals God the Father to his people.

Verse: “...I do not speak on my own authority, but the Father who dwells in me does his works.” John 14:10

Question: How does Christ do the work of a king?




Answer: Christ protects and provides for his people.

Verse: “Jesus said to them ‘I am the bread of life; whoever comes to me shall not hunger, and whoever believes in me shall never thirst.’” John 6:35

Bible Craft Materials: Paper, markers, sample project

As time allows Activity: Rebus Book

Instructions: Have students sit at tables. Give each student two sheets of paper folded and stapled into a booklet. Assist students to turn the pages into Rebuses (or picture sentences) of the review questions, answers, and verses. Example:

Verse: “...  , who  himself as a ransom **4**  ...” I Timothy 2:5c-6a

Closing Have students assist with clean-up.

Remind students to practice their memory work throughout the week.

Close in prayer & dismiss.