

## Bible Lessons for Children

Learning to Know the Triune God through His Holy Word

### Preschool Lesson One Hundred Six: Boaz Redeems Ruth

- Overview** Bible Facts & Songs: Songs about the Bible and the Judges  
Bible Reading & Discussion: Deuteronomy 25:5; Numbers 27:8-11; Ruth 4:1-17; Matthew 1:1  
Bible Memory & Craft: Verses about Christ's Work  
Learning Objectives: (1) The law provided that widows marry within the family so that a dead man's name would not be blotted out. (2) The law stated that an inheritance would go to the closest relative. (3) Naomi's nearer relative gave up his right of redemption to Boaz. (4) Boaz redeemed all that belonged to Elimelech, Chilion, and Mahlon, including Ruth to be his wife. (5) Boaz, Ruth, and Naomi were blessed with Obed who became the grandfather of David and Jesus. (6) Boaz was a picture of the Messiah, Jesus Christ, who redeemed sinners with his shed blood.
- Opening** Get students' attention by using a pre-planned silence signal.  
Have students sit in rows or a semi-circle facing you.  
Open in prayer asking God's blessing upon the time.
- Bible Facts** Materials: Song visuals &/or props as needed  
5-10 minutes Strategies: Sing It with Hand &/or Body Motions as appropriate  
Instructions: Lead students to sing songs about the Bible & the Judges. Encourage students to think about what they are singing. Ask students to help lead songs, including actions and visuals.
- Bible Reading** Materials: Bibles for students to use  
15 minutes Strategies: Impromptu Retelling  
Scripture: Deuteronomy 25:5; Numbers 27:8-11; Ruth 4:1-17; Matthew 1:1  
Instructions: After Scripture has been read, students perform roles by pantomiming actions and repeating lines from the reading. Leader prompts students as needed. (Scene 1: Law proclaimers; Scene 2: Boaz and the men at the gate; Scene 3: Ruth, Naomi and the women with Obed)
- Bible Discussion** Materials: Word poster #2, add "redeemer"  
10 minutes Strategy: Order Please  
Instructions: Have students sit in a fellowship circle in order by height or birth date, etc. Students answer questions in this order.  
Questions:
- The blank said that a widow "shall not be married outside the family to a stranger..." and that the inheritance should be given to "the nearest kinsman of his clan..." (Law)
  - Boaz was a near relative to Naomi's family but there was a nearer relative. Where did Boaz go to speak to this person? (The city gate)
  - Did the nearer relative want to purchase/redeem Naomi's land? (Yes)
  - Did the nearer relative want to redeem Ruth? (No)
  - The nearer relative gave up the right of redemption to Boaz. Who were witnesses? (Elders)
  - Boaz bought/redeemed all that belonged to Elimelech, Chilion, and Mahlon, including Ruth to be his wife "that the name of the dead may not be blank blank from among his brothers..." (Cut off)
  - What was the name of Boaz and Ruth's son? (Obed)
  - Obed became the father of Jesse and grandfather of David. Many generations later who was called the "son of David, the son of Abraham?" (Jesus Christ)
- Transitional Thought: Boaz bought new life for Naomi and Ruth when he became the redeemer. They were saved from their life of poor widowhood and blessed with a better life. Boaz is a picture of the Messiah, Jesus Christ who bought eternal life for his people when he became the redeemer of sinners, paying with his shed blood on the cross.

## Bible Lessons for Children

### Learning to Know the Triune God through His Holy Word

Tell students that in this lesson we see that Jesus Christ is the "Redeemer." Have students repeat the word and act as though paying for something.

**Group Prayer** Through prayer, praise God for Who He is and for the work of Jesus Christ.

**Bible Memory** Strategy: Bean Bag Review

10-15 minutes Materials: Bean Bag

Instructions: Have students stand in a circle. Using the review verses, start to quote a verse and then toss the bean bag to someone to share the next word. Continue until verses have been reviewed sufficiently.

*Verse: "...After making purification for sins, he sat down at the right hand of the Majesty on high." Hebrews 1:3c*

*Verse: "... Christ Jesus, who gave himself as a ransom for all..." 1 Timothy 2:5c-6a*

*Verse: "...I do not speak on my own authority, but the Father who dwells in me does his works." John 14:10*




*Verse: "Jesus said to them 'I am the bread of life; whoever comes to me shall not hunger, and whoever believes in me shall never thirst.'" John 6:35*

**Bible Craft** Activity: Rebus Poster

As time allows Materials: Paper, markers, sample project

Instructions: Have students sit at tables. Assist students to turn the next two review verses listed above into Rebuses (or picture sentences) on a poster to hang on the wall.

Example:

Verse: "...  , who  himself as a ransom **4**  ..." 1 Timothy 2:5c-6a

**Closing**

Have students assist with clean-up.

Remind students to practice their memory work throughout the week.

Close in prayer & dismiss.